Hector Kobbekaduwa Agrarian Research and Training Institute
Data Management Division
(Wholesale Prices of Rice & Subsidiary Food Crops)

2026.05.27

Item	Pettah				Marandagahamula			
	Range	Average		Change *	Range	Average		Change *
	2026.05.27	2026.05.27	2026.05.26		2026.05.27	2026.05.27	2026.05.26	
Rice (Rs/kg)								
Samba 1	240.00 - 245.00	241.25	241.25		280.00 - 285.00	283.00	283.33	-0.33
Samba 2	235.00 - 238.00	236.50	236.50		232.00 - 248.00	238.60	238.20	0.40
Keeri Samba	330.00 - 340.00	335.00	335.00		335.00 - 360.00	346.00	345.00	1.00
Nadu 1	200.00 - 205.00	203.00	203.00		227.00 - 228.00	227.67	227.67	
Nadu 2	195.00 - 198.00	196.50	196.50		192.00 - 210.00	200.60	199.80	0.80
Raw red	175.00 - 185.00	181.00	180.00	1.00	178.00 - 190.00	184.20	184.00	0.20
Raw White	185.00 - 195.00	190.00	192.50	-2.50	183.00 - 200.00	190.80	190.00	0.80
Imported Rice								
Ponne Samba	225.00 - 230.00	226.67	226.67	0.00	-			
Nadu	-				-			
Raw White	-				-			
Raw red								
Subsidiary Food Crops								
Dried Chillies (Rs/Kg)								
Imported	950.00 - 1000.00	977.50	977.50					
Local								
Onion (Rs/Kg)								
Sinnan	-							
Vedalan	-		250.00					
Imported	280.00 - 300.00	292.00	292.00					
Big Onion								
Imported	180.00 - 200.00	190.00	200.00	-10.00				
Local	-							
Potatoes (Rs/Kg)								
Welimada	-							
Nuwaraeliya	270.00 - 300.00	280.00	274.00	6.00				
Imported	160.00 - 170.00	166.00	172.00	-6.00				
Pulses (Rs/Kg)								
Green Gram	800.00 - 850.00	830.00	830.00					
Cowpea	750.00 - 800.00	775.00	775.00					
Red Dhal	240.00 - 245.00	243.00	245.00	-2.00				
Consumption Item(Rs/Kg)								
Sugar(White)	212.00 - 215.00	213.50	219.00	-5.50				
Wheat Flour	160.00 - 178.00	169.00	170.00	-1.00				
Eggs (Rs/Egg)								
Brown	38.00 - 39.00	38.50	38.50					
White	36.00 - 37.00	36.50	36.50					

Data Management Division
Hector Kobbekaduwa Agrarian
Research and Training Institute
P.O. Box 1522
Colombo.

Hector Kobbekaduwa Agrarian Research and Training Institute
Data Management Division

Variety	2026.05.27 Peliyagoda Market	2026.05.27 Kandy Market	2026.05.27 Dambulla Market	2026.05.26 Meegoda Market	2026.05.27 Norochchole Market	2026.05.27 Thambuththegama Market	2026.05.27 Keppetipola Market	2026.05.27 Nuwaraeliya Market	2026.05.27 Bandarawela Market	2026.05.26 Veyangoda Market
Up Country Vegetable										
Beans	550 - 650	550 - 600	500 - 600	550 - 600	-	550 - 620	450 - 500	470 - 500	530 - 570	600 - 650
Carrot	280 - 300	300 - 330	250 - 340	340 - 360	-	330 - 380	220 - 250	320 - 340	280 - 320	300 - 360
Leeks	300 - 320	300 - 320	280 - 320	310 - 330	-	300 - 350	240 - 260	290 - 310	270 - 280	300 - 340
Beet root	250 - 280	250 - 280	180 - 250	200 - 220	150 - 250	320 - 350	-	-	-	220 - 240
Beet root (N Eliya)	320 - 350	280 - 320	280 - 320	-	-	-	250 - 270	290 - 300	280 - 300	-
Knolkhol	280 - 300	240 - 250	250 - 280	340 - 360	-	-	260 - 300	280 - 300	260 - 270	380 - 430
Raddish	200 - 250	140 - 160	140 - 150	200 - 220	80 - 130	130 - 180	120 - 150	130 - 150	120 - 140	160 - 220
Cabbage (N'Eliya)	-	130 - 140	-	-	-	-	80 - 110	160 - 180	90 - 100	-
Cabbage (Kandy)	100 - 130	100 - 120	120 - 150	160 - 200	-	120 - 150	-	-	-	130 - 180
Tomato	400 - 450	350 - 380	270 - 300	360 - 420	-	280 - 350	270 - 320	280 - 320	320 - 340	330 - 360
Low country Vegetable										
Ladies Fingers	200 - 250	220 - 240	220 - 250	240 - 270	170 - 190	200 - 250	-	-	250 - 270	250 - 280
Brinjals	400 - 500	350 - 380	380 - 450	430 - 480	240 - 300	420 - 500	320 - 350	-	340 - 370	400 - 450
Capsicum	500 - 550	550 - 580	500 - 650	530 - 570	380 - 480	460 - 500	450 - 500	480 - 520	540 - 560	540 - 600
Pumpkin	70 - 100	90 - 110	80 - 110	90 - 110	70 - 90	80 - 100	90 - 100	-	80 - 100	90 - 110
Cucumber	180 - 200	160 - 180	100 - 130	170 - 200	80 - 120	80 - 130	160 - 170	-	180 - 190	140 - 180
Bitter Gourd	550 - 600	530 - 550	550 - 600	570 - 630	340 - 450	500 - 560	-	-	480 - 500	600 - 650
Snake Gourd	280 - 300	300 - 330	250 - 300	280 - 300	200 - 250	250 - 320	-	-	320 - 350	300 - 350
Drumstick	400 - 900	500 550	300 - 400	600 - 650	500 - 550	-	-	-	450 - 500	-
Luffa	450 - 500	330 - 350	330 - 400	400 - 450	200 - 260	280 - 330	-	-	350 - 380	400 - 450
Long Beans	200 - 300	280 - 300	150 - 200	220 - 240	120 - 140	180 - 230	-	-	280 - 300	180 - 230
Ash Plantains	100 - 130	120 - 140	80 - 100	100 - 140	100 - 130	60 - 80	-	-	100 - 120	120 - 130
Green Chillies	250 - 300	250 - 300	200 - 300	280 - 340	300 - 300	220 - 300	220 - 250	-	250 - 280	250 - 300
Lime	450 - 500	350 - 450	360 - 400	380 - 450	-	300 - 350	-	-	450 - 500	400 - 440
Sweet Potatoe	150 - 180	150 - 170	120 - 140	140 - 160	-	160 - 170	160 - 170	-	160 - 170	150 - 180
Manioc	100 - 130	110 - 120	100 - 120	100 - 120	-	120 - 130	100 - 110	-	-	110 - 130
Eggplant	260 - 280	300 - 350	400 - 450	430 - 460	140 - 200	250 - 320			300 - 330	350 - 450
Potato(Imported)	160 - 170	170 - 175	150 - 165	165 - 170	-	165 - 165	-	-	175 - 180	160 - 170
Potato (Welimada)	-	220 - 230	200 - 220	260 - 270	-	-	200 - 230	-	240 - 250	-
Potato (Nuwaraeliya)	270 - 300	260 - 270	240 - 250	280 - 290	-	-	-	270 - 280	-	240 - 260
B'Onion Imported	180 - 200	220 - 230	190 - 210	200 - 210	-	195 - 210	210 - 220	-	210 - 220	200 - 205
Big-onion Local	-	-	-	-	-	-	-	-	-	-
Banana										
Ambul(Rs/Kg)	60 - 100	100 - 120								-
Kolikuttu	220 - 260	230 - 250								-
Seeni	60 - 100	80 - 100								-
Anamalu (Rs/Fruits)	23 - 30	-								-
Papaya (Rs/Kg)	120 - 180	100 - 110								-
Passion Fruits(Rs/Fruit	60 - 80									-
Other Fruits (Rs/Fruit)										
Pineapple - Large	270 - 320									
- Medium	220 - 250									-
- Small	170 - 200									-
Mango - Betti	30 - 40									
- Karathakol	100 - 135									-
Woodapple	40 - 56									-
Avocado	135 - 200									-
Orange	25 - 42									-

Data Management Division
Hector Kobbekaduwa Agrarian
Research and Training Institute
P.O. Box 1522

හෙක්ටර් කොබ්බෑකඩුව ගොවිකටයුතු පර්යේෂණ හා පුහුණු කිරීමේ ආයතනය

Hector Kobbekaduwa Agrarian Research and Training Institute

දත්ත කළමනාකරණ අංශය

තොග මිල ගණන් (කිලෝවකට රුපියල්)

Wholesale Prices (Rs/Kg)

වර්ගය	2026.05.27 පැලියගොඩ වෙළඳපොළ	2026.05.27 මහනුවර වෙළඳපොළ	2026.05.27 දඹුල්ල වෙළඳපොළ	2026.05.26 මීගොඩ වෙළඳපොළ	2026.05.27 නොරොච්චෝලේ වෙළඳපොළ	2026.05.27 තඹුත්තේගම වෙළඳපොළ	2026.05.27 කැප්පෙටිපොළ වෙළඳපොළ	2026.05.27 නුවරඑළිය වෙළඳපොළ	2026.05.27 බණ්ඩාරවෙල වෙළඳපොළ	2026.05.26 වෙයන්ගොඩ වෙළඳපොළ
උඩරට එළවළු										
බෝංචි	550 - 650	550 - 600	500 - 600	550 - 600	-	550 - 620	450 - 500	470 - 500	530 - 570	600 - 650
කැරට්	280 - 300	300 - 330	250 - 340	340 - 360	-	330 - 380	220 - 250	320 - 340	280 - 320	300 - 360
ලීක්ස්	300 - 320	300 - 320	280 - 320	310 - 330	-	300 - 350	240 - 260	290 - 310	270 - 280	300 - 340
බීට්රූට්	250 - 280	250 - 280	180 - 250	200 - 220	150 - 250	320 - 350	-	-	-	220 - 240
බීට්රූට් (නුවරඑළිය)	320 - 350	280 - 320	280 - 320	-	-	-	250 - 270	290 - 300	280 - 300	-
නෝකෝල්	280 - 300	240 - 250	250 - 280	340 - 360	-	-	260 - 300	280 - 300	260 - 270	380 - 430
රාබු	200 - 250	140 - 160	140 - 150	200 - 220	80 - 130	130 - 180	120 - 150	130 - 150	120 - 140	160 - 220
ගෝවා (නුවරඑළිය)	-	130 - 140	-	-	-	-	80 - 110	160 - 180	90 - 100	-
ගෝවා (නුවර)	100 - 130	100 - 120	120 - 150	160 - 200	-	120 - 150	-	-	-	130 - 180
තක්කාලි	400 - 450	350 - 380	270 - 300	360 - 420	-	280 - 350	270 - 320	280 - 320	320 - 340	330 - 360
පහතරට එළවළු										
බණ්ඩක්කා	200 - 250	220 - 240	220 - 250	240 - 270	170 - 190	200 - 250	-	-	250 - 270	250 - 280
වම්බටු	400 - 500	350 - 380	380 - 450	430 - 480	240 - 300	420 - 500	320 - 350	-	340 - 370	400 - 450
මාළු මිරිස්	500 - 550	550 - 580	500 - 650	530 - 570	380 - 480	460 - 500	450 - 500	480 - 520	540 - 560	540 - 600
වට්ටක්කා	70 - 100	90 - 110	80 - 110	90 - 110	70 - 90	80 - 100	90 - 100	-	80 - 100	90 - 110
පිපිඤ්ඤා	180 - 200	160 - 180	100 - 130	170 - 200	80 - 120	80 - 130	160 - 170	-	180 - 190	140 - 180
කරවිල	550 - 600	530 - 550	550 - 600	570 - 630	340 - 450	500 - 560	-	-	480 - 500	600 - 650
පතෝල	280 - 300	300 - 330	250 - 300	280 - 300	200 - 250	250 - 320	-	-	320 - 350	300 - 350
මුරුංගා	400 - 900	500 550	300 - 400	600 - 650	500 - 550	-	-	-	450 - 500	-
වැටකොළු	450 - 500	330 - 350	330 - 400	400 - 450	200 - 260	280 - 330	-	-	350 - 380	400 - 450
මෑකරල්	200 - 300	280 - 300	150 - 200	220 - 240	120 - 140	180 - 230	-	-	280 - 300	180 - 230
අළු කෙසෙල්	100 - 130	120 - 140	80 - 100	100 - 140	100 - 130	60 - 80	-	-	100 - 120	120 - 130
අමු මිරිස්	250 - 300	250 - 300	200 - 300	280 - 340	300 - 300	220 - 300	220 - 250	-	250 - 280	250 - 300
දෙහි	450 - 500	350 - 450	360 - 400	380 - 450	-	300 - 350	-	-	450 - 500	400 - 440
බතල	150 - 180	150 - 170	120 - 140	140 - 160	-	160 - 170	160 - 170	-	160 - 170	150 - 180
මඤ්ඤොක්කා	100 - 130	110 - 120	100 - 120	100 - 120	-	120 - 130	100 - 110	-	-	110 - 130
එළබටු	260 - 280	300 - 350	400 - 450	430 - 460	140 - 200	250 - 320			300 - 330	350 - 450
අර්තාපල් (ආනයනික)	160 - 170	170 - 175	150 - 165	165 - 170	-	165 - 165	-	-	175 - 180	160 - 170
අර්තාපල් (වැලිමඩ)	-	220 - 230	200 - 220	260 - 270	-	-	200 - 230	-	240 - 250	-
අර්තාපල් (නුවරඑළිය)	270 - 300	260 - 270	240 - 250	280 - 290	-	-	-	270 - 280	-	240 - 260
ලොකුළූණු (ආනයනික)	180 - 200	220 - 230	190 - 210	200 - 210	-	195 - 210	210 - 220	-	210 - 220	200 - 205
ලොකුළූණු දේශීය	-	-	-	-	-	-	-	-	-	-
කෙසෙල්										
ඇඹුල් (කිලෝවකට)	60 - 100	100 - 120								-
කෝලිකුට්ටු (කිලෝවකට)	220 - 260	230 - 250								-
සීනි (කිලෝවකට)	60 - 100	80 - 100								-
ආනමාළු (එකකට රු.)	23 - 30	-								-
ගස්ලබු (කිලෝවකට))	120 - 180	100 - 110								-
වැල්දොඩම් (එකකට රු.)	60 - 80									-
පළතුරු (එකකට රු.)										
අන්නාස -ලොකු ප්‍රමාණය	270 - 320									
- මධ්‍යම ප්‍රමාණය	220 - 250									-
- කුඩා ප්‍රමාණය	170 - 200									-
අඹ - බෙට්ටි	30 - 40									
-කර්තකොලොම්බන්	100 - 135									-
දිවුල්	40 - 56									-
අලිපේර	135 - 200									-
දොඩම්	25 - 42									-

Note:
Usually, the price collection for Veyangoda and Meegoda wholesale markets is done the previous day between 6.00 pm and 8.30 pm, and for all other wholesale markets, the price collection is done between 7.00 am and 2.00 pm.

Data Management Division
Hector Kobbekaduwa Agrarian Research and Training Institute
P.O. Box 1522
Colombo.

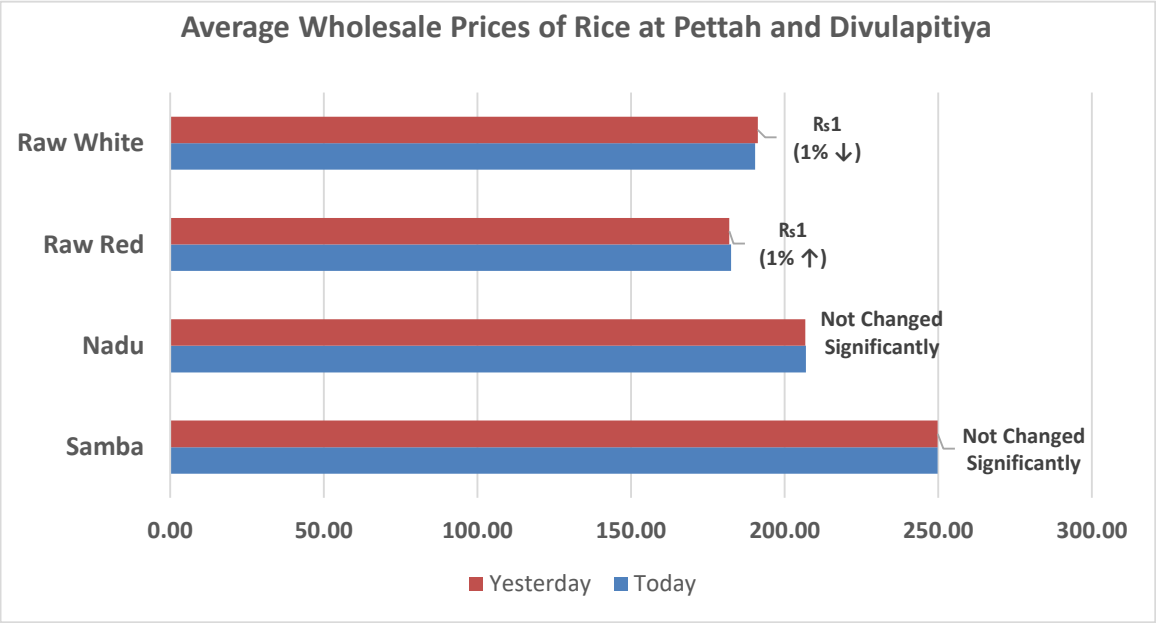
Average Wholesale Prices of Rice at Pettah and Divulapitiya
Raw White
Raw Red
Nadu
Samba
Rs1
(1% ↓)
Rs1
(1% ↑)
Not Changed
Significantly
Not Changed
Significantly
0.00
50.00
100.00
150.00
200.00
250.00
300.00
Yesterday
Today

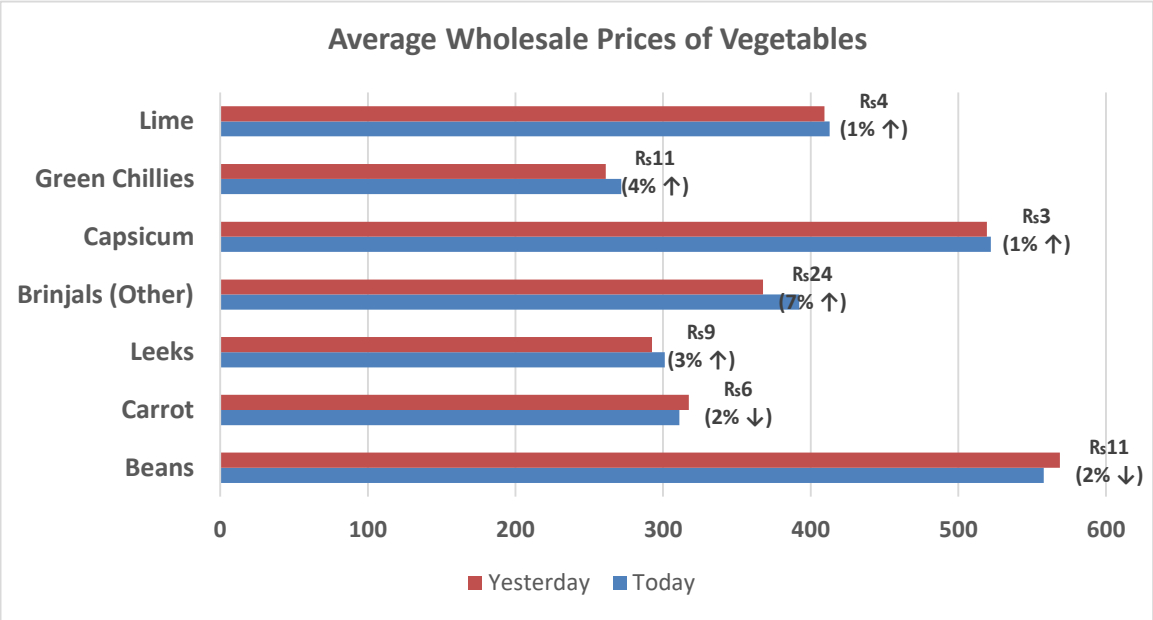
Average Wholesale Prices of Vegetables
Lime
Green Chillies
Capsicum
Brinjals (Other)
Leeks
Carrot
Beans
Rs4
(1% ↑)
Rs11
(4% ↑)
Rs3
(1% ↑)
Rs24
(7% ↑)
Rs9
(3% ↑)
Rs6
(2% ↓)
Rs11
(2% ↓)
0
100
200
300
400
500
600
Yesterday
Today

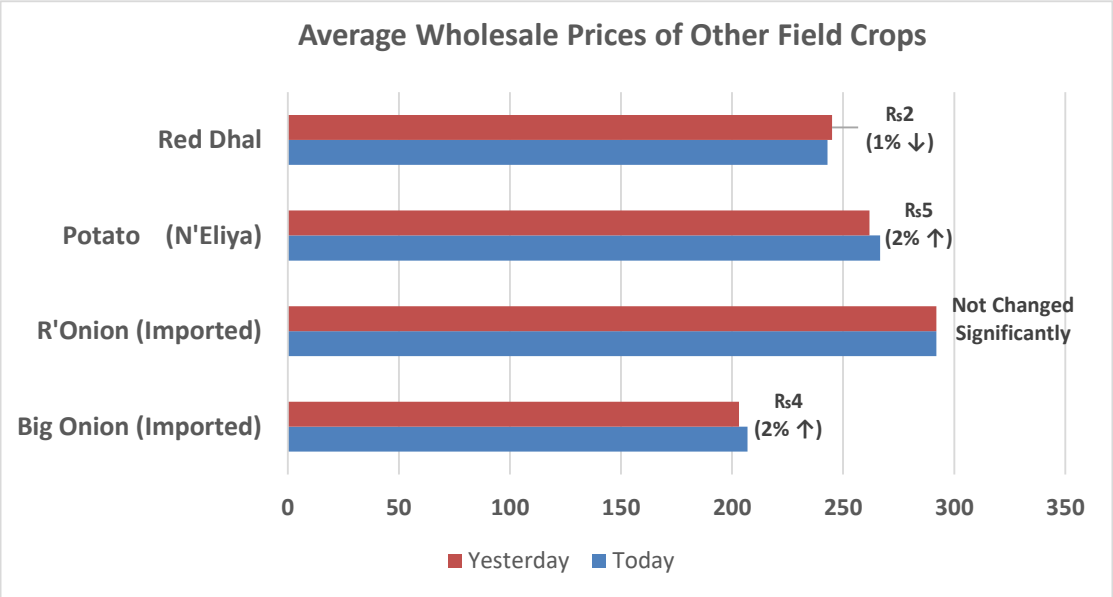
Average Wholesale Prices of Other Field Crops
Red Dhal
Potato (N'Eliya)
R'Onion (Imported)
Big Onion (Imported)
Rs2
(1% ↓)
Rs5
(2% ↑)
Not Changed
Significantly
Rs4
(2% ↑)
0
50
100
150
200
250
300
350
Yesterday
Today

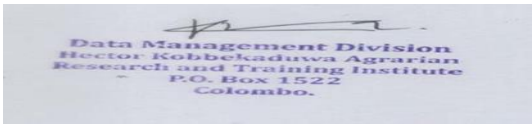
Data Management Division
Hector Kobbekaduwa Agrarian
Research and Training Institute
P.O. Box 1522
Colombo.